

Do you PHP?

Linuxtag

July 11, 2003. Karlsruhe

Rasmus Lerdorf <rasmus@php.net>

## PHP is Many Things to Many People

- o The BASIC of the Web
- o Web Template System
- o General-purpose Scripting Language
- o Advanced Application Framework
- o Application Server?

- o How many kids today have access to programming languages?
- o Back in the day when I walked uphill to and from school in a snowstorm every day, every computer had a programming language built in
- o Computers and their languages are much more complex today
- o The Web is still relatively simple and PHP is a very accessible language

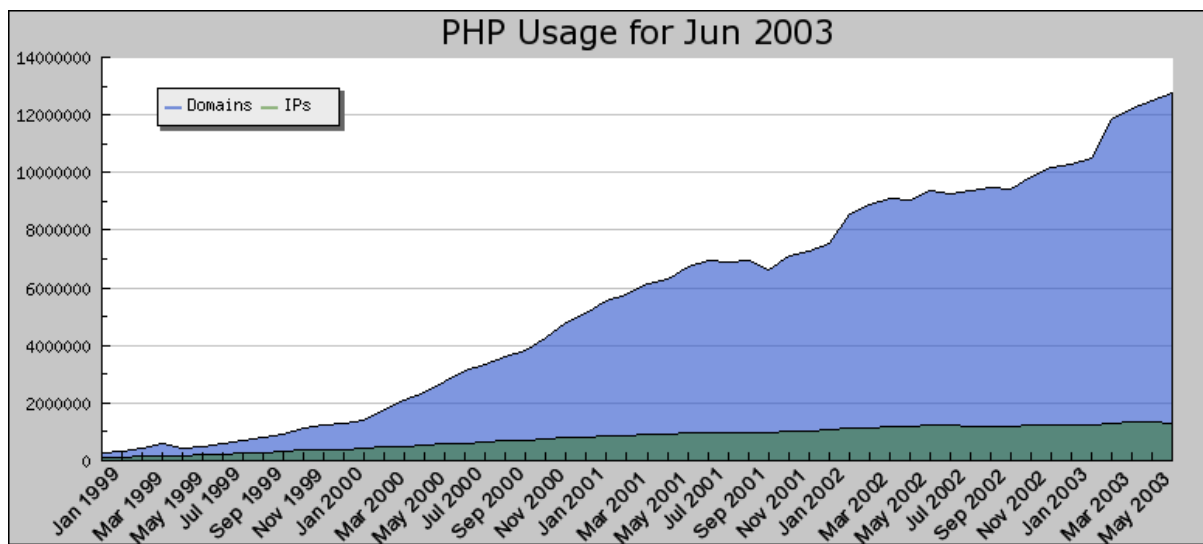
- o A mechanism to separate logic from layout.
- o The defining characteristic is where and how the intersection between logic and layout is done.
- o PHP is a general-purpose templating system.
- o Any general-purpose templating system will eventually become PHP.

- o High Level
- o Dynamically typed
- o Immediate Execution
- o Strong glue

- o Very structured approach to problem solving
- o Typically object oriented
- o Used for large homogenous problem sets
- o Promotes Code Reusability

## June 2003 Netcraft Report

- o 40,936,076 Domains queried
- o 12,749,410 Domains. 1,317,425 IP addresses
- o PHP installed on 31% of all domains



Source: Netcraft

## March 2003 Apache Module Report

- o 6,813,534 Apache Servers surveyed
- o 3,510,294 (51.52%) PHP
- o 2,075,828 (30.47%) OpenSSL
- o 2,007,598 (29.46%) mod\_ssl
- o 1,486,868 (21.82%) Frontpage
- o 1,407,732 (20.66%) mod\_perl
- o 401,097 (5.89%) DAV
- o 348,856 (5.12%) mod\_throttle
- o 206,122 (3.03%) mod\_jk
- o 175,924 (2.87%) AuthMySQL
- o 190,290 (2.79%) mod\_log\_bytes
- o 185,076 (2.72%) mod\_bwlimited

Source: SecuritySpace.com

## March 2003 Numbers

- o 232 million visitors per month
- o 112 million active registered users
- o 2.9 million fee paying customers
- o 1.9 billion average daily page requests

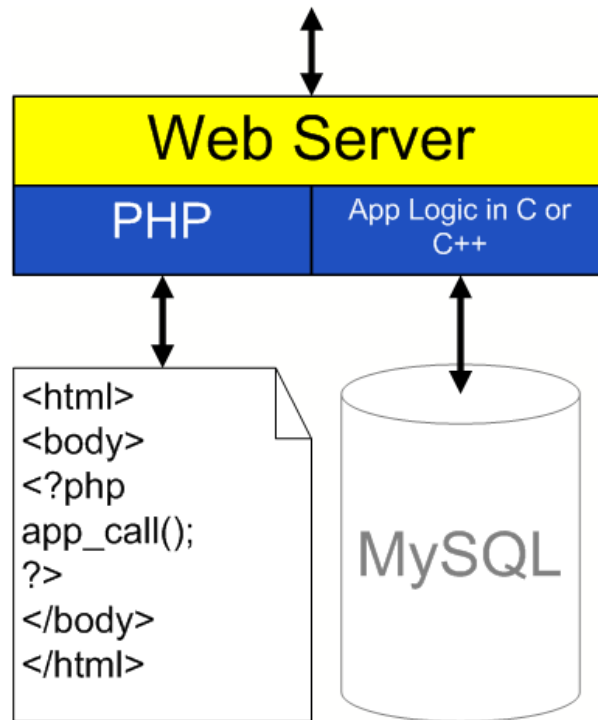
## Top 25 Global Web Destinations

<b>Property Name</b>	<b>Unique Audience</b>	<b>Rank</b>	<b>Active Reach %</b>	<b>Time Per Person</b>
Yahoo!	120,493,514	1	48.39	01:23:11
MSN	115,588,212	2	46.42	00:50:27
AOL Time Warner	92,436,459	3	37.13	00:30:46
Microsoft	82,629,769	4	33.19	00:08:59
Google	81,443,445	5	32.71	00:17:17
eBay	49,312,550	6	19.81	01:31:47
Amazon	44,230,686	7	17.76	00:12:31
Lycos Network	44,223,690	8	17.76	00:17:01
About-Primedia	33,293,092	9	13.37	00:09:28
Wanadoo	21,587,999	10	08.67	00:23:12
CNET Networks	20,668,081	11	08.30	00:07:42
Sony	20,625,555	12	08.28	00:13:08
Walt Disney Internet Group	19,601,633	13	07.87	00:15:59
T-Online	19,037,641	14	07.65	01:07:08
Sharman Networks	17,793,954	15	07.15	00:08:31
Vivendi Universal	16,924,890	16	06.80	00:11:05
InfoSpace	16,374,618	17	06.58	00:08:13
The Gator Corporation	16,197,754	18	06.51	00:22:17
Real Networks	16,170,655	19	06.49	00:11:35
Rakuten	15,229,300	20	06.12	00:44:33
Tiscali	15,169,633	21	06.09	00:11:44
Viacom International	14,695,554	22	05.90	00:14:31
Nifty	13,896,271	23	05.58	00:27:05
AT&T	13,574,390	24	05.45	00:24:36
eUniverse Network	12,945,636	25	05.20	00:10:43

Source: Nielsen//NetRatings

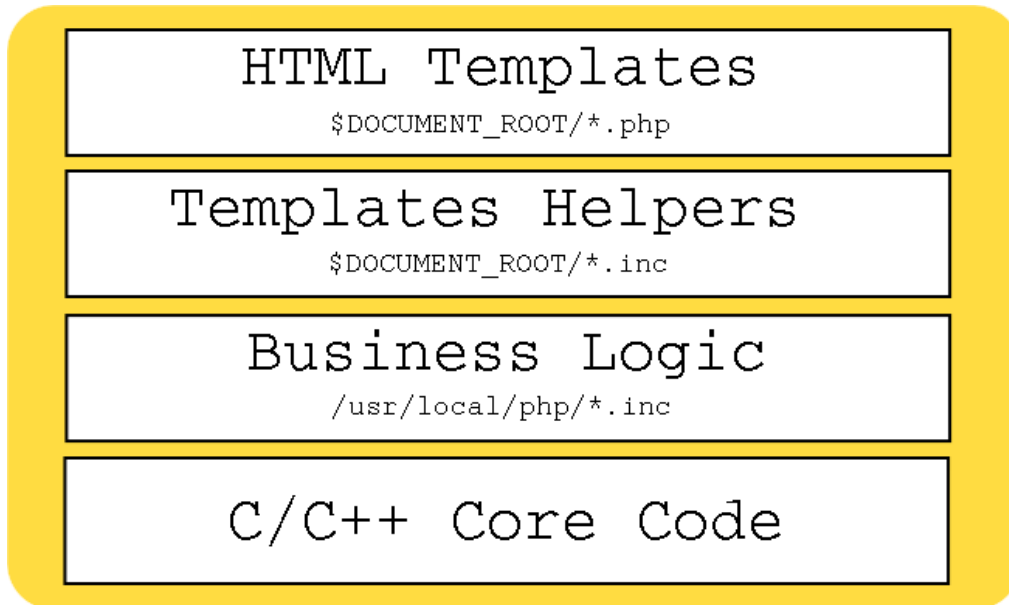


PHP was created as a framework for writing web applications in C or C++ and making it easy to expose the business logic of these applications to a powerful presentation-layer templating language.



Most people don't really use PHP this way. Over the years the templating language improved both in scope and performance to the point where entire web apps could be written in it.

A typical architecture for a PHP application. The template layer should have as little business logic as possible. As you go down you have less presentation and more business logic.



In terms of a real-world example of what goes in these 4 different layers, assume we are writing a database-backed application that needs to fetch a user record containing various fields. This is a very common thing to do in a web app. Our template layer might look something like this:

## php.ini

```
auto_prepend_file = "./helpers.inc"
include_path = "/usr/local/lib/php"
```

## Template Layer

```
<?title('Example Page')?>
<?greeting()?>
<h1>Heading 1</h1>
  <p>
    Page content
  </p>
<h1>Heading 2</h1>
  <p>
    Yada Yada
  </p>
<h1>Heading 3</h1>
  <p>
    Page content
  </p>
<?footer()?>
```

## Template Helpers

```
<?php
  include "logic.inc";
  echo '<?xml version="1.0" encoding="UTF-8"?>';
?>
<!DOCTYPE html
  PUBLIC "-//W3C//DTD XHTML 1.0 Strict//EN"
  "http://www.w3.org/TR/xhtml1/DTD/xhtml1-strict.dtd">
<html xmlns="http://www.w3.org/1999/xhtml"
  xml:lang="en" lang="en">
<?php
  $user = get_user_record($_COOKIE['user_id']);
  function greeting() {
    global $user;
    echo "Hi " . $user['first_name'] . "!<br />\n";
    if($age=birthday($user)) {
      echo "Congratulations, today is your ";
      echo "$age birthday!<br />\n";
    }
  }
  function title($title) {
    echo "<head><title>$title</title></head>\n";
    echo "<body>\n";
  }
  function footer() {
    echo "</body>\n</html>";
  }
?>
```

## Business Logic

```
<?php
  function get_user_record($id) {
    mysql_connect('localhost');
    mysql_select_db('users');
    $res = mysql_query("select * from users where id='$id'");
    if(!$res) echo mysql_error();
```

```

        else $row = mysql_fetch_array($res);
        return $row;
    }
    function birthday($user) {
        if(strftime('m d')==strftime('m d',$user['bday']))
            $age = strftime('Y') - strftime('Y',$user['bday']);
            if(($age100)>10 && ($age100)<20) $ap='th';
            else switch($age%10) {
                case 1: $ap = 'st'; break;
                case 2: $ap = 'nd'; break;
                case 3: $ap = 'rd'; break;
                default: $ap = 'th'; break;
            }
            return $age.$ap;
        else
            return false;
    }
?>

```

In this case the final layer written in C contains the `mysql_*` functions, and the `date()` function. These happen to be standard PHP functions. If `birthday()` is called many times on every single request and since how you figure out if it is someone's birthday is unlikely to change very often, this may be a good candidate to translate into C. Although, in this example, the `birthday` function is probably too simple to see much of a performance improvement. On the other hand, other than a little bit of added parameter parsing, if you compare the C version of `birthday()` to the PHP version, it isn't that much harder to write it in C.

## C Layer

```

PHP_FUNCTION(birthday)
{
    time_t timestamp, now;
    struct tm ta1, tmbuf1, ta2, tmbuf2;
    int age;
    char ret_age[8];

    if (zend_parse_parameters(1 TSRMLS_CC, "l", &timestamp) == FAILURE)
        return;

    ta1 = php_localtime_r(&timestamp, &tmbuf1);
    time(&now);
    ta2 = php_localtime_r(&now, &tmbuf2);

    if(tmbuf1.tm_mday==tmbuf2.tm_mday && tmbuf1.tm_mon==tmbuf2.tm_mon) {
        age = tmbuf2.tm_year - tmbuf1.tm_year;
        if((age100)>10 && (age100)<19) sprintf(ret_age,"%dth",age);
        else switch(age % 10) {
            case 1: sprintf(ret_age,"%dst",age); break;
            case 2: sprintf(ret_age,"%dnd",age); break;
            case 3: sprintf(ret_age,"%drd",age); break;
            default:sprintf(ret_age,"%dth",age); break;
        }
    } else {
        RETURN_FALSE;
    }
    RETURN_STRING(ret_age,1);
}

```

Security in a web application boils down to always checking any user-supplied input data.

## Exploits

- o readfile(\$filename)
- o system(\$cmd)
- o file uploads into document\_root
- o XSS - Cross Site Scripting hacks

## Input Filter hook in PHP5

```
PHP_MINIT_FUNCTION(my_input_filter)
{
    sapi_register_input_filter(my_sapi_input_filter);
    return SUCCESS;
}
```

For a complete example, see README.input\_filter in the PHP 5 source distribution.

## Some simple guidelines

- o Try to limit yourself to 5 or less includes per request
- o Don't go overboard on OOP. Use where appropriate.
- o Same goes for Layers. Abstraction, Indirection, abstract classes.
- o Everything has a cost
- o Use an opcode cache
- o Watch your regular expressions!
- o Cache! Cache! Cache!
- o If you have plenty of CPU but limited bandwidth, turn on output compression

Let's have a look at how we might benchmark and subsequently tune a PHP server. We will use two machines. A client machine to run our HTTP load program (`http_load` from `acme.com`) and a P4 1.7G server with 256M of RAM. We will also be using 3 freely available opcode caches:

<http://cvs.php.net/cvs.php/pear/PECL/apc>

[http://www.turckware.ru/en/e\\_mmc.htm](http://www.turckware.ru/en/e_mmc.htm)

<http://www.ioncube.com>

## Don't blow your io buffers!

```
# To change this on Linux, cat a larger number
# into /proc/sys/net/core/wmem_max in your
# httpd startup script
SendBufferSize 65535
```

## This is our benchmark script

```
<!DOCTYPE HTML PUBLIC "-//W3C//DTD HTML 4.01 Transitional//EN">
<html><head><title>Simple PHP Benchmark</title></head>
<body>
<h1>String Manipulation</h1>
<p>
<?php
$str = 'This is just a silly benchmark that doesn\'t do anything useful.';
$str .= 'Here we are just uppercasing the first two characters of every word ';
$str .= 'in this long string';
$parts = explode(' ', $str);
foreach($parts as $part) {
    $new[] = strtoupper(substr($part,0,2)).substr($part,2);
}
echo implode(' ', $new);
?>
</p>
<h1>Including 2 files</h1>
<p>
<?php
include './bench_include1.inc';
include './bench_include2.inc';
?>
</p>
<h1>for-loop and calling a function many times</h1>
<p>
<?php
$a = range(1,200);
$b = range(200,1);
for($i=0; $i<200; $i++) {
    echo foo($a[$i], $b[$i]);
}
?>
</p>
<h1>Define and Instantiate an object and call some methods</h2>
<p>
<?php
class test_class {
    var $test_var1;
    var $test_var2;
    var $test_var3;
    var $test_var4;

    function test_class($arg1, $arg2) {
        echo "Constructor args: $arg1, $arg2<br />\n";
    }
}
```

```

function set_var1($value) {
    $this->test_var1 = $value;
    echo "test_var1 property set to $value<br />\n";
    return true;
}
function set_var2($value) {
    $this->test_var2 = $value;
    echo "test_var2 property set to $value<br />\n";
    return true;
}
function set_var3($value) {
    $this->test_var3 = $value;
    echo "test_var3 property set to $value<br />\n";
    return true;
}
function set_var4($value) {
    $this->test_var4 = $value;
    echo "test_var4 property set to $value<br />\n";
    return true;
}
function disp() {
    echo "<pre>";
    var_dump($this);
    echo "</pre>";
}
}
$obj = new test_class(1,'arg2');
$obj->set_var1('test1');
$obj->set_var2(123);
$obj->set_var3($a); / Array from previous test /
$obj->set_var4(array(1,2,3,4,5,6,7,8,9));
$obj->disp();
?>
</p>
</body>
</html>

```

## bench\_include1.inc

```

<?php
function foo($arg1, $arg2) {
    if($arg1>$arg2) return $arg1;
    elseif($arg1<$arg2) return $arg2;
    else return 'xxx';
}
?>

```

## bench\_include2.inc

```

This is just a bunch of plain text in an include file.<br />
This is just a bunch of plain text in an include file.<br />
This is just a bunch of plain text in an include file.<br />
This is just a bunch of plain text in an include file.<br />
This is just a bunch of plain text in an include file.<br />
This is just a bunch of plain text in an include file.<br />
This is just a bunch of plain text in an include file.<br />
This is just a bunch of plain text in an include file.<br />
This is just a bunch of plain text in an include file.<br />
This is just a bunch of plain text in an include file.<br />
This is just a bunch of plain text in an include file.<br />
This is just a bunch of plain text in an include file.<br />
This is just a bunch of plain text in an include file.<br />
This is just a bunch of plain text in an include file.<br />
This is just a bunch of plain text in an include file.<br />
This is just a bunch of plain text in an include file.<br />
This is just a bunch of plain text in an include file.<br />
This is just a bunch of plain text in an include file.<br />
This is just a bunch of plain text in an include file.<br />
This is just a bunch of plain text in an include file.<br />
This is just a bunch of plain text in an include file.<br />
This is just a bunch of plain text in an include file.<br />
This is just a bunch of plain text in an include file.<br />

```



This is just a bunch of plain text in an include file.<br />

## An http\_load run

```

2500 fetches, 5 max parallel, 1.962e+07 bytes, in 15.9486 seconds
7848 mean bytes/connection
156.753 fetches/sec, 1.2302e+06 bytes/sec
msecs/connect: 1.40331 mean, 2999.44 max, 0.171 min
msecs/first-response: 29.4603 mean, 648.731 max, 6.005 min
HTTP response codes:
  code 200 -- 2500

```

Whenever you do any sort of load testing, you need look beyond just the raw numbers and have a look at what your server is actually doing. Use vmstat:

## Base PHP Load

procs			memory		page				disks				faults		cpu			
r	b	w	avm	fre	flt	re	pi	po	fr	sr	ad0	ac0	in	sy	cs	us	sy	id
25	0	0	149472	17572	26	0	0	0	0	0	0	1663	12390	4391	80	20	0	
5	0	0	149472	17532	27	0	0	0	0	0	0	1665	12322	4444	77	23	0	
7	0	0	149472	17492	24	0	0	0	0	2	0	1657	12409	4771	74	26	0	
5	0	0	149472	17452	28	0	0	0	0	0	0	1687	12520	4856	82	18	0	
25	0	0	149472	17412	28	0	0	0	0	0	0	1649	12413	4756	78	22	0	
5	0	0	149472	17372	23	0	0	0	0	0	0	1645	12199	4417	77	23	0	
5	0	0	149084	17332	27	0	0	0	0	1	0	1679	12564	4385	76	24	0	
5	0	0	149464	17304	26	0	0	0	3	0	1	1663	12336	4551	79	21	0	
5	0	0	149464	17264	27	0	0	0	0	0	0	1662	12480	4663	82	18	0	

## Load with APC cache

procs			memory		page				disks				faults		cpu			
r	b	w	avm	fre	flt	re	pi	po	fr	sr	ad0	ac0	in	sy	cs	us	sy	id
5	0	0	150140	11936	29	0	0	0	0	0	0	1629	12203	4687	75	25	0	
5	0	0	150140	11888	28	0	0	0	0	0	0	1619	12007	4579	79	21	0	
5	0	0	150140	11848	28	0	0	0	0	0	0	1640	12305	4252	76	24	0	
5	0	0	150140	11808	25	0	0	0	0	1	0	1630	12006	4628	84	16	0	
25	0	0	150140	11776	27	0	0	0	0	0	0	1635	12304	4118	88	12	0	
5	0	0	150140	11736	26	0	0	0	0	0	0	1627	12059	4381	80	20	0	
5	0	0	150528	11696	22	0	0	0	0	11	0	1635	12178	4685	83	17	0	
5	0	0	150528	11656	26	0	0	0	0	0	0	1624	12027	4651	84	16	0	

## Load with IonCube cache

procs			memory		page				disks				faults		cpu			
r	b	w	avm	fre	flt	re	pi	po	fr	sr	ad0	ac0	in	sy	cs	us	sy	id
5	0	0	127996	14516	28	0	0	0	0	0	0	1608	19343	4382	77	23	0	
5	0	0	127996	14476	25	0	0	0	0	0	0	1601	19416	4628	82	18	0	
8	0	0	127616	14436	23	0	0	0	0	1	0	1600	19181	4604	76	24	0	
26	0	0	127616	14400	24	0	0	0	1	0	1	1605	19439	3940	84	16	0	
5	0	0	127616	14360	26	0	0	0	0	0	0	1612	19416	4582	79	21	0	
5	0	0	128956	14328	25	0	0	0	0	1	0	1599	19336	4559	72	28	0	
6	0	0	128956	14288	26	0	0	0	0	0	0	1598	19390	4444	79	21	0	

## Load with Turck MMCache

procs			memory		page				disks				faults		cpu			
r	b	w	avm	fre	flt	re	pi	po	fr	sr	ad0	ac0	in	sy	cs	us	sy	id
3	0	0	136696	13284	29	0	0	0	0	0	0	1694	14846	4748	79	21	0	
5	0	0	136696	13244	33	0	0	0	0	1	0	1711	14815	4472	74	26	0	
5	0	0	136308	13204	28	0	0	0	0	0	0	1696	14824	4771	83	17	1	
5	0	0	136688	13164	27	0	0	0	0	0	0	1692	14590	4880	83	17	0	

6	0	0	136688	13116	26	0	0	0	0	0	1	0	1687	14762	4010	83	17	0
5	0	0	135696	13004	25	0	0	0	0	0	0	0	1693	14759	4840	79	21	0
7	0	0	135696	12956	26	0	0	0	0	0	1	0	1676	14477	4643	74	25	1

Our benchmark test was deliberately designed to have quite a bit of PHP processing and not a whole lot of output. 7k is somewhat small for a web page. If instead we have a whole lot of output, chances are we will be io-bound instead of cpu-bound. If you are io-bound, there is little sense in optimizing at the PHP level.

## Evidence of an io-bound test

procs			memory		page				disks				faults			cpu		
r	b	w	avm	fre	flt	re	pi	po	fr	sr	ad0	ac0	in	sy	cs	us	sy	id
4	0	0	132860	15724	1033	0	0	0	0	0	0	0	4457	954	3704	2	25	74
5	0	0	132860	15724	1009	0	0	0	0	0	0	0	4436	714	3597	3	24	73
6	0	0	132860	15716	980	0	0	0	0	0	0	0	4446	925	3603	5	23	72
2	0	0	132860	15716	1028	0	0	0	0	0	6	0	4514	720	3696	2	24	73
3	0	0	132472	15716	1018	0	0	0	0	0	2	0	4501	946	3673	2	22	76
4	0	0	132472	15716	1039	0	0	0	0	0	0	0	4565	737	3718	2	26	73
3	0	0	132472	15708	1010	0	0	0	0	0	2	0	4498	938	3639	2	24	75
2	0	0	132472	15708	1012	0	0	0	0	0	0	0	4543	730	3665	5	25	70

## Things to try if you are io-bound

```
[php.ini]
output_handler = ob_gzhandler
```

```
[httpd.conf]
LoadModule gzip_module lib/apache/mod_gzip.so
```

So, we have determined we are cpu-bound and we need to go faster. What can we do? Some low-hanging fruit:

## include\_path

```
include_path = "/usr/share/pear:."
```

```
<?php
    include './template_helpers.inc';
    include 'business_logic.inc';
?>
```

## open\_basedir

```
open_basedir = "/usr/share/htdocs/:/usr/share/pear/"
```

open\_basedir checking adds some extra syscalls to every file operation. It can be useful, but it is rather expensive, so turn it off if you don't think you need it.

## variables\_order

```
variables_order = "GPC"
```

```
<?php
    echo $_SERVER['DOCUMENT_ROOT'];
    echo getenv('DOCUMENT_ROOT');
?>
```

If you never use cookies, turn those off too

## Add an Opcode Cache

```
zend_extension=/usr/local/lib/php/20020429/apc.so
apc.enabled=1
apc.shm_segments=1
apc.optimization=0
apc.shm_size=30
apc.num_files_hint=10
apc.gc_ttl=10
apc.mmap_file_mask=/tmp/apc
apc.filters=
```

## Results

156 request/sec	Standard PHP 4.3
161 requests/sec	Fix include_path, and only populate GP
191 requests/sec	Add IonCube Accelerator on top
196 requests/sec	APC no optimizer, IPC shared mem + semaphore locking
198 requests/sec	Turck MMCache no optimizer with spinlocks
200 requests/sec	APC no optimizer, mmap mem + user space sleep locks
202 requests/sec	Turck MMCache with optimizer and spinlocks

## Why Profile?

Because your assumptions of how things work behind the scenes are not always correct. By profiling your code you can identify where the bottlenecks are quantitatively.

## How?

PECL to the rescue!

```
www:~> pear install apd
downloading apd-0.4p1.tgz ...
...done: 39,605 bytes
16 source files, building
running: phpize
PHP Api Version      : 20020918
Zend Module Api No   : 20020429
Zend Extension Api No : 20021010
building in /var/tmp/pear-build-root/apd-0.4p1
running: /tmp/tmpRfLAqf/apd-0.4p1/configure
running: make
apd.so copied to /tmp/tmpRfLAqf/apd-0.4p1/apd.so
install ok: apd 0.4p1
```

Then in your php.ini file:

```
zend_extension = "/usr/local/lib/php/apd.so"
apd.dumpdir = /tmp
```

It isn't completely transparent. You need to tell the profiler when to start profiling. At the top of a script you want to profile, add this call:

```
<?php
apd_set_pprof_trace();
?>
```

The use the command-line tool called pprof:

```
www: ~> pprof
pprofp <flags> <trace file>
  Sort options
  -a          Sort by alphabetic names of subroutines.
  -l          Sort by number of calls to subroutines
  -m          Sort by memory used in a function call.
  -r          Sort by real time spent in subroutines.
  -R          Sort by real time spent in subroutines (inclusive of child
calls).
  -s          Sort by system time spent in subroutines.
  -S          Sort by system time spent in subroutines (inclusive of child
calls).
  -u          Sort by user time spent in subroutines.
  -U          Sort by user time spent in subroutines (inclusive of child
calls).
  -v          Sort by average amount of time spent in subroutines.
  -z          Sort by user+system time spent in subroutines. (default)

  Display options
  -c          Display Real time elapsed alongside call tree.
  -i          Suppress reporting for php builtin functions
  -O <cnt>   Specifies maximum number of subroutines to display. (default 15)
  -t          Display compressed call tree.
  -T          Display uncompressed call tree.
```

```
% pprof -z /tmp/pprof.48478
```

```
Trace for /home/y/share/htdocs/bench_main.php
Total Elapsed Time = 0.01
Total System Time = 0.01
```

Total User Time = 0.01

Usage Name	Real %Time (excl/cumm)	User (excl/cumm)	System (excl/cumm)	Calls	secs/ call	cumm s/call	Memory				
0 foo	100.0	0.00	0.00	0.01	0.01	0.01	0.01	200	0.0001	0.0001	
0 test_class->set_var2	0.0	0.00	0.00	0.00	0.00	0.00	0.00	1	0.0000	0.0000	
0 test_class->set_var1	0.0	0.00	0.00	0.00	0.00	0.00	0.00	1	0.0000	0.0000	
0 test_class->set_var3	0.0	0.00	0.00	0.00	0.00	0.00	0.00	1	0.0000	0.0000	
0 test_class->set_var4	0.0	0.00	0.00	0.00	0.00	0.00	0.00	1	0.0000	0.0000	
0 var_dump	0.0	0.00	0.00	0.00	0.00	0.00	0.00	1	0.0000	0.0000	
0 test_class->disp	0.0	0.00	0.00	0.00	0.00	0.00	0.00	1	0.0000	0.0000	
0 test_class->test_class	0.0	0.00	0.00	0.00	0.00	0.00	0.00	1	0.0000	0.0000	
0 main	0.0	0.00	0.00	0.00	0.00	0.00	0.00	26	0.0000	0.0000	
0 strtoupper	0.0	0.00	0.00	0.00	0.00	0.00	0.00	52	0.0000	0.0000	
0 substr	0.0	0.00	0.00	0.00	0.00	0.00	0.00	1	0.0000	0.0000	
0 implode	0.0	0.00	0.00	0.00	0.00	0.00	0.00	2	0.0000	0.0000	
0 include	0.0	0.01	0.01	0.00	0.00	0.00	0.00	2	0.0000	0.0000	
0 range	0.0	0.00	0.00	0.00	0.00	0.00	0.00	1	0.0000	0.0000	
0 explode	0.0	0.00	0.00	0.00	0.00	0.00	0.00	1	0.0000	0.0000	

Trace for /home/rasmus/phpweb/index.php

Total Elapsed Time = 0.69  
 Total System Time = 0.01  
 Total User Time = 0.08

Usage Name	Real %Time (excl/cumm)	User (excl/cumm)	System (excl/cumm)	Calls	secs/ call	cumm s/call	Memory				
298336 require_once	33.3	0.11	0.13	0.02	0.03	0.01	0.01	7	0.0043	0.0057	
-33944 feof	22.2	0.02	0.02	0.02	0.02	0.00	0.00	183	0.0001	0.0001	
-14808 define	11.1	0.01	0.01	0.01	0.01	0.00	0.00	3	0.0033	0.0033	
112040 fgetcsv	11.1	0.04	0.04	0.01	0.01	0.00	0.00	182	0.0001	0.0001	
3768 getimagesize	11.1	0.25	0.25	0.01	0.01	0.00	0.00	6	0.0017	0.0017	
2568 sprintf	11.1	0.01	0.01	0.01	0.01	0.00	0.00	55	0.0002	0.0002	
-136 printf	0.0	0.00	0.00	0.00	0.00	0.00	0.00	7	0.0000	0.0000	
136 htmlspecialchars	0.0	0.00	0.00	0.00	0.00	0.00	0.00	1	0.0000	0.0000	
-16 mirror_provider_url	0.0	0.00	0.00	0.00	0.00	0.00	0.00	7	0.0000	0.0000	
112 spacer	0.0	0.00	0.00	0.00	0.00	0.00	0.00	10	0.0000	0.0000	
-552 delim	0.0	0.00	0.00	0.00	0.00	0.00	0.00	1	0.0000	0.0000	
112 mirror_provider	0.0	0.00	0.00	0.00	0.00	0.00	0.00	20	0.0000	0.0000	
-624 print_link	0.0	0.00	0.00	0.00	0.00	0.00	0.00	20	0.0000	0.0000	

0.0	0.00	0.00	0.00	0.00	0.00	0.00	0.00	1	0.0000	0.0000
24	have_stats									
0.0	0.00	0.00	0.00	0.00	0.00	0.00	0.00	1	0.0000	0.0000
-72	make_submit									
0.0	0.00	0.00	0.00	0.00	0.00	0.00	0.00	2	0.0000	0.0000
112	strchr									
0.0	0.08	0.08	0.00	0.00	0.00	0.00	0.00	2	0.0000	0.0000
168	filesize									
0.0	0.00	0.00	0.00	0.00	0.00	0.00	0.00	1	0.0000	0.0000
-16	commonfooter									
0.0	0.00	0.11	0.00	0.00	0.00	0.00	0.00	2	0.0000	0.0000
0	download_link									
0.0	0.00	0.25	0.00	0.01	0.00	0.00	0.00	6	0.0000	0.0017
208	make_image									

One of the most important aspects of performance tuning and even programming in general is knowing when to stop. Getting your web site or product into the hands of the customer is after all the goal of all this. If you sit around and fiddle with it for months, nobody is using it.



Once you have located all the low-hanging fruit, further optimization tends to get exponentially harder for less and less gain. The time you spend on it compared to simply buying another server or two is usually not worth it. Stop and move onto the next project.

Or better yet, go home, spend some time away from these beastly computers and spend some time with your wife and/or kids



# Index

Many Things .....	2
BASIC of the Web .....	3
Template System .....	4
Scripting Language .....	5
Application Framework .....	6
PHP is Big! .....	7
Yahoo! is Big! .....	8
The PHP Way .....	9
App Architecture .....	10
Simplistic Example .....	11
Input Filtering .....	13
Tuning .....	14
Benchmarking .....	15
Benchmarking Results .....	18
Benchmarking Results .....	20
Profiling PHP .....	21
Stop! .....	24